


# Option - management

## Lying surfaces



Slatted frame

Basic version



rioplan

Plastic board system




Steel lying surface



Comined lying surface


Steel lying surface with removable ripolux®-springs



ripolux®


Spring system

# Mattresses - overview




## Bock standard mattress RG 35/10 cm

- PU-foam mattress, 90 x 200 x 10 cm
- 1-side zip  
(1 short side and und 20 cm over the edge)
- Cover single jersey (light blue)
- 90 g/m<sup>2</sup>, 100 % polyester



## Bock standard-mattress RG 40/12 cm


- PU-foam mattress, 90 x 200 x 12 cm
- 2-sided zip (1 short side and 1 long side)
- Cover made of elastic knitware  
(180 g/m<sup>2</sup>, 58 % polyester, 42 % cotton)
- hinged
- washable up to 95°C, autoclavable up to 105°C



## ripocare preventative mattress

The ideal supplement to ripolux®

Bock's idea combines the intelligent ripolux® lying surface with the specially developed ripocare mattress to form a positioning system that absorbs pressure perfectly. The combination of layered PU and cold foam ensures highly elastic points and the ability to adapt to the occupant's body. As a result, the ripocare system mattress, which is 10 cm high, compliments the function of ripolux® ideally. Special cuts provide the necessary flexibility for the overall surface, and outstanding acclimatization



## ripomed All-in-one-mattress

ripolux® and ripocare in one system

With ripomed, the ripolux® principle can be used anywhere – no matter which of our bed models are already in use at a care organization or at home. ripomed that is: comfort that comes from inside. At the core of the ripomed mattress is the spiroplex technology which is encased by high-grade soya foam.

# Accessories

for more individuality



**Attachable bed lamp**

- Model D with plug-in transformer
- light source: halogen-bulb 12 V/20 W/30°
- 230 V/50 Hz AC, 240 V/50 Hz AC
- swiveling head
- cord switch



**Attachable bed lamp**

- Model E with plug-in transformer
- light source: 14 LED PCB
- 230 V/0,06 A/7,5 V, DC-300 mA
- swiveling head
- flexible tube
- handcontrol with clip



**Stand-alone lifting pole**



**Attachable tray**

to be placed on side rails



**Lifting pole**

with triangle grip



**Grab rail**



**Infusion holder**

douplex (fixed)




**Infusions holder**

quadruple (height adjustable)




**Infusions holder**

for lifting pole



**Universal clamp**

with flexible tube and swiveling holder



**Universal clamp**

with flexible tube and detachable holder for hand control



**Universal clamp**

with urine bottle holder



**Universal clamp**

with drainage bag holder



**Roll-down mattress**

for lie low beds



**Side rails attachment**



**Transport aid**



**How to use the transport aid**