



# domiflex

Low-cost, high-quality

## Specifications – domiflex

Total weight:	82 kg
Lying surface dimensions:	90 x 200 cm
External dimensions:	103 x 221 cm
Safe capacity:	170 kg
Maximum person weight:	135 kg
Height adjustment:	40–81 cm
Lifter space:	23 cm
Side rail height:	37 cm with wooden slats 34 cm with ripolux®
Special dimensions:	180–220 cm length, Special width not possible

## Motors

Water-resistant to IPX4, high quality spiral cable with pull relief and anti-kink device as well as safety in power plug.


## Feature options

Item no.	
265	Wooden side rails 90 x 200 cm
265	Steel side rails 90 x 200 cm

Subject to technical modification.



**4-section**  
Electric back and leg section adjustment with automatic triple action knee break.



Lowered head/leg position (Trendelenburg) on request.



### Basic equipment:

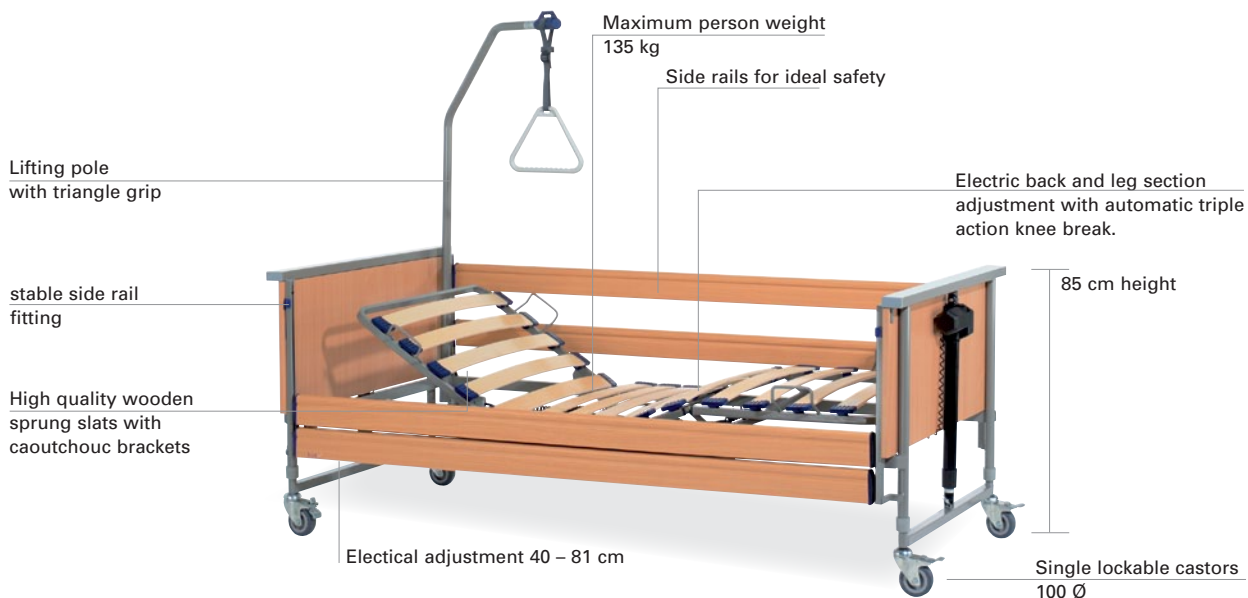
Lifting pole with triangle grip  
Integrated wooden-, steel side rails  
Transport and storage system  
Inside full covered end panels  
Wooden sprung slats

### Extras:

Raised leg position 90°  
Raised leg position stretched  
Bed lamp model D  
Bed lamp model E  
Bed extension for length of 220 cm  
Wooden sprung slats with degree of tension  
freeplus<sup>24</sup> 24 V power plug  
Infusion holder for lifting pole  
Mattresses  
Mattress compensation  
Mattress extension for a length of 220 cm  
Motor covering  
Integrated head rest for 5-section lying surface  
Bumpers for side rail attachment  
Bumpers for side rails  
ripolux<sup>®</sup>-lying surface  
ripoplan-lying surface  
Side rail attachment  
Special length  
Steel lying surface  
Combi-lying surface without spiroplex/with spiroplex spring technology  
Hand control for Trendelenburg  
Universal clamp with modular equipment

### Safety guarantees:

- Primary fuse in the power plug
- Secondary fuse/polyswitch
- Thermal release
- Disabling function
- Hand control with single faulty safety
- Special spiral mains cable
- Pull relief at power plug and anti-kink device
- Water-resistant to IPX4
- Distortion-free, highly stable side rails





# eloflex

Functionality to meet many requirements

## Specifications – eloflex

Total weight:	85 kg
Lying surface dimensions:	90 x 200 cm
External dimensions:	103 x 214 cm
Safe capacity:	170 kg
Maximum person weight:	135 kg
Height adjustment:	39,5–80 cm
Lifter space:	23 cm
Side rail height:	37 cm with wooden slats 34 cm with ripolux®
Special dimensions:	180–220 cm length, Special width not possible



## Motors

Water-resistant to IPX4, high quality spiral cable with pull relief and anti-kink device as well as safety in power plug, mains isolation system and emergency lowering.

## Feature options


### Item no. 4-section

260	wooden side rails
260	steel side rails

Subject to technical modification.



**4-section**  
Electric back and leg section adjustment with automatic triple action knee break.



Lowered head/leg position (Trendelenburg) on request.